






YOU'LL NEVER BE BETTER PROTECTED

Safety Components Guide



● Kee Lite aluminium version available

<p>Single Socket Tee</p> <p>10</p> <p>Type 10-3 10-75 10-4 10-76 10-5 10-78 10-6 10-8 10-65 10-87 10-67 10-9 10-7 10-98</p> 	<p>Split Single Socket Tee</p> <p>A10</p> <p>Type A10-7 A10-8</p> 	<p>Single Socket Tee</p> <p>12 45°</p> <p>Type 12-5 12-6 12-7 12-8</p> 	<p>Split Single Socket Tee</p> <p>A12 45°</p> <p>Type A12-8</p> 	<p>Straight Coupling</p> <p>14</p> <p>Type 14-4 14-5 14-6 14-7 14-8 14-9</p> 
<p>Elbow</p> <p>15 90°</p> <p>Type 15-4 15-5 15-6 15-7 15-8 15-9</p> 	<p>Clamp-on Tee</p> <p>16</p> <p>Type 16-5 16-6 16-7 16-8 16-9</p> 	<p>Clamp-on Crossover</p> <p>17</p> <p>Type 17-5 17-6 17-7 17-78 17-8 17-9</p> 	<p>Internal Coupling</p> <p>18</p> <p>Type 18-6 18-7 18-8</p> 	<p>Adjustable Side Outlet Tee</p> <p>19*</p> <p>Type 19-5 19-6 19-7 19-8 19-85 19-9</p> 
<p>Side Outlet Elbow</p> <p>20</p> <p>Type 20-4 20-5 20-6 20-7 20-8 20-9</p> 	<p>Side Outlet Tee</p> <p>21 90°</p> <p>Type 21-4 21-5 21-6 21-7 21-8 21-9</p> 	<p>Split Two Socket Side Outlet Tee</p> <p>A21 90°</p> <p>Type A21-8</p> 	<p>Three Socket Tee</p> <p>25</p> <p>Type 25-4 25-5 25-6 25-7 25-8 25-9</p> 	<p>Two Socket Cross</p> <p>26</p> <p>Type 26-3 26-7 26-4 26-8 26-5 26-87 26-6 26-9</p> 
<p>Split Two Socket Cross</p> <p>A26</p> <p>Type A26-8</p> 	<p>Single Socket Tee</p> <p>29 30°-60°</p> <p>Type 29-6 29-7 29-8</p> 	<p>Adjustable Cross</p> <p>30 30°-45°</p> <p>Type 30-6 30-7 30-8</p> 	<p>Pallet Flange</p> <p>31</p> <p>Type 31-8</p> 	<p>Decorative Ball</p> <p>32</p> <p>Type 32-7 32-8</p> 
<p>Three Socket Cross</p> <p>35</p> <p>Type 35-4 35-5 35-6 35-7 35-8 35-9</p> 	<p>Split Three Socket Cross</p> <p>A35</p> <p>Type A35-8</p> 	<p>Four Socket Cross</p> <p>40</p> <p>Type 40-4 40-5 40-6 40-7 40-8 40-9</p> 	<p>Split Four Socket Cross</p> <p>A40</p> <p>Type A40-8</p> 	<p>Crossover</p> <p>45</p> <p>Type 45-3 45-76 45-4 45-8 45-5 45-86 45-6 45-87 45-65 45-9 45-7 45-98</p> 
<p>Split Crossover</p> <p>A45</p> <p>Type A45-7 A45-8</p> 	<p>Combination Socket Tee and Crossover</p> <p>46</p> <p>Type 46-4 46-5 46-6 46-7 46-8 46-9</p> 	<p>Single Swivel Swivel</p> <p>C50</p> <p>Type C50-44 C50-55 C50-66 C50-77 C50-88 C50-99</p> 	<p>Female Single Swivel Socket Member</p> <p>F50</p> <p>Type F50-4 F50-5 F50-6 F50-7 F50-8 F50-9</p> 	<p>Male Single Swivel Socket Member</p> <p>M50</p> <p>Type M50-4 M50-5 M50-6 M50-7 M50-8 M50-9</p> 
<p>Male Single Horizontal Swivel Socket Member</p> <p>MH50</p> <p>Type MH50-6</p> 	<p>Modified M50-8 with Offset Slot</p> <p>P50</p> <p>Type P50-8</p> 	<p>Double Swivel Socket</p> <p>C51</p> <p>Type C51-555 C51-666 C51-777 C51-888 C51-999</p> 	<p>Male Double Swivel Socket Member</p> <p>M51</p> <p>Type M51-5 M51-6 M51-7 M51-8 M51-9</p> 	<p>Male Double Horizontal Swivel Socket Member</p> <p>MH51</p> <p>Type MH51-6</p> 
<p>Modified M51-8 with Offset Slots</p> <p>P51</p> <p>Type P51-8</p> 	<p>Corner Swivel Socket</p> <p>C52</p> <p>Type C52-555 C52-666 C52-777 C52-888</p> 	<p>Male Corner Swivel Socket Member</p> <p>M52</p> <p>Type M52-5 M52-6 M52-7 M52-8</p> 	<p>Swivel Elbow</p> <p>BC53</p> <p>Type BC53-66 BC53-77 BC53-88</p> 	<p>Adjustable Three Way Swivel Socket</p> <p>C53</p> <p>Type C53-888</p> 
<p>Variable Angle Double Swivel Socket Member</p> <p>M53</p> <p>Type M53-8</p> 	<p>Obtuse Angle Elbow</p> <p>55</p> <p>Type 55-6 55-7 55-8</p> 	<p>Variable Elbow</p> <p>55A 11°-30°</p> <p>Type 55A-7 55A-8</p> 	<p>Acute Angle Elbow</p> <p>56 30°-45°</p> <p>Type 56-7 56-8</p> 	<p>Acute Angle Elbow</p> <p>56A 11°-30°</p> <p>Type 56A-7 56A-8</p> 

<p>Modified M50-8 with Slot</p> <p>P57</p>  <p>Type P57-8</p>	<p>Modified P57</p> <p>P57E</p>  <p>Type P57E-7</p>	<p>Swivel Flange</p> <p>C58</p>  <p>Type C58-5 C58-6 C58-7 C58-8 C58-9</p>	<p>Swivel Flange Plate</p> <p>M58</p> 	<p>Double Central Flange Fitting</p> <p>P58</p>  <p>Type P58-7</p>
<p>Spigot Flange</p> <p>59</p>  <p>Type 59-5 59-6 59-7 59-8 59-9</p>	<p>Extra Heavy Flange</p> <p>60</p>  <p>Type 60-5 60-6 60-7 60-8</p>	<p>Flange</p> <p>61</p>  <p>Type 61-3 61-4 61-5 61-6 61-7 61-8 61-9</p>	<p>Standard Railing Flange</p> <p>62</p>  <p>Type 10-5 10-6 10-7 10-8 10-9</p>	<p>Angle Base Flange</p> <p>63 45°-60°</p>  <p>Type 63-6 63-7 63-8</p>
<p>Standard Vertical Railing Base</p> <p>64</p>  <p>Type 64-6 64-7 64-8</p>	<p>Standard Horizontal Railing Base</p> <p>65</p>  <p>Type 65-6</p>	<p>Ground Socket</p> <p>66</p>  <p>Type 66-6 66-7 66-8</p>	<p>Angle Flange</p> <p>67 3°-11°</p>  <p>Type 67-7 67-8</p>	<p>Wall Flange</p> <p>68</p>  <p>Type 68-6 68-7 68-8</p>
<p>Railing Flange with Toeboard Adapter</p> <p>69</p>  <p>Type 69-6 69-7 69-8</p>	<p>Rail Support</p> <p>70</p>  <p>Type 70-5 70-6 70-7 70-8</p>	<p>Weather Cap</p> <p>71</p>  <p>Type 71-6 71-7 71-8</p>	<p>Stair Tread Support</p> <p>72</p>  <p>Type 72-8</p>	<p>Collar</p> <p>75</p>  <p>Type 75-4 75-5 75-6 75-7 75-8</p>
<p>Hook</p> <p>76</p>  <p>Type 76-5 76-6 76-7 76-8</p>	<p>Plastic Plug</p> <p>77</p>  <p>Type 77-4 77-5 77-6 77-7 77-8 77-9</p>	<p>Eye Fitting</p> <p>78</p>  <p>Type 78-5 78-6 78-7 78-8</p>	<p>Sheeting Clip</p> <p>79</p>  <p>Type 79-7</p>	<p>Single Sided Clip</p> <p>81</p>  <p>Type 81-5 81-6 81-7 81-8 81-9</p>
<p>Double Sided Clip</p> <p>82</p>  <p>Type 82-5 82-6 82-7 82-8 82-9</p>	<p>Pin Fitting</p> <p>83</p>  <p>Type 83-5 83-6 83-7 83-8</p>	<p>Malleable Plug</p> <p>84</p>  <p>Type 84-5 84-6 84-7 84-8 84-9</p>	<p>Angle Tee</p> <p>86 0°-11°</p>  <p>Type 86-7 86-8</p>	<p>Angle Elbow</p> <p>87 0°-11°</p>  <p>Type 87-7 87-8</p>
<p>Three Socket Angle Tee</p> <p>88 0°-11°</p>  <p>Type 88-7 88-8</p>	<p>Two Socket Angle Cross</p> <p>89 0°-11°</p>  <p>Type 89-7 89-8 89-8</p>	<p>PGR Three Socket Tee</p> <p>90</p>  <p>Type 90-8</p>	<p>PGR Two Socket Tee</p> <p>91</p>  <p>Type 91-8</p>	<p>PGR Elbow</p> <p>92</p>  <p>Type 92-8</p>
<p>PGR Tee</p> <p>93</p>  <p>Type 93-8</p>	<p>Set Screws</p> <p>97</p>  <p>Type 97-3 97-4 97-56 97-56S* 97-789 97-789S*</p>	<p>Anti-Theft Device</p> <p>97ATD</p> 	<p>Hex Key</p> <p>99</p>  <p>Type 98-3 98-4 98-56 98-789</p>	<p>Plastic Set Screw Cap</p> <p>100</p>  <p>Type 100-56 100-789</p>
<p>Sheeting Clip without Hardware</p> <p>105</p>  <p>Type 105-6 105-7 105-8 105-9</p>	<p>Swivel Tee</p> <p>114</p>  <p>Type 114-6 114-7 114-8</p>	<p>Horizontal Raining Base</p> <p>115</p>  <p>Type 115-6 115-7 115-8</p>	<p>Packer Plate for Type 115</p> <p>S115</p> 	<p>Cover Flange</p> <p>118</p>  <p>Type 118-8</p>

*Stainless steel


● Kee Lite aluminium version available

Corner Crossover 121  Type 121-7	Crossover Coupling 145  Type 145-7	Toeboard TB150  Type TB150 Aluminium Toeboard TB2 Straight Connector TB2C Right Angle Connector TPFP1 Fixing Pack TB3-7 Saddle Bracket TB3-8 Saddle Bracket	Single Sided Fixing Bracket 199  Type 199-6 199-7 199-8	Double Sided Fixing Bracket 200  Type 200-6 200-7 200-8
Round Base Flange 262  Type 262-8	Offset Rail Wall Flange 265  Type 265-7 265-8	Parapet Flange 316  Type 316-7 316-8	Left Hand Level to Sloping Down Side Outlet Elbow 320LH 30°-45°  Type 320LH-7 320LH-8	Right Hand Level to Sloping Down Side Outlet Elbow 320RH 30°-45°  Type 320RH-7 320RH-8
Left Hand Level to Sloping Down Side Outlet Tee 321LH 30°-45°  Type 321LH-7 321LH-8	Right Hand Level to Sloping Down Side Outlet Tee 321RH 30°-45°  Type 321RH-7 321RH-8	Level to Sloping Down Tee 325 30°-45°  Type 325-7 325-8	Level to Sloping Up Tee 325A 30°-45°  Type 325A-7 325A-8	Level to Sloping Down or Up Cross 326 30°-45°  Type 326-7 326-8
Three Socket Tee 327 11°-30°  Type 327-7 327-8	Two Socket Cross 328 11°-30°  Type 328-7 328-8	Single Socket Tee 329 11°-30°  Type 329-7 329-8	Eaves Fitting 350  Type 350-8	Ridge Fitting 351  Type 351-8
Angle Base Flange 363 11°-30°  Type 363-7 363-8	Three Socket Tee 427 30°-45°  Type 427-7 427-8	High Capacity Base Flange 623  Type 623-8 623-9		

* Normally used in pairs but sold/priced separately

Components for Safety Barrier Solutions

- Cast iron – BS EN 1562 /1563
- Hot dip galvanised – BS EN 1461
- Can be supplied polyester powder coated
- Unlimited number of applications
- Uses standard steel tube sizes – ISO 65 and BS EN 10255

A Adjustable Cross
B 30
C 30°-45°

D Type 30-6
 30-7
 30-8

A Description
B Fitting
C Angle
D Type: Fitting-Size

Fitting-Size	Tube diameter (mm o.d.)	Nominal bore* ¹ (mm)
3	17.5	10
4	21.3	15
5	26.9	20
6	33.7	25
7	42.4	32
8	48.3	40
9	60.3	50

*¹ Nominal bore is an arbitrary dimension, because the bore varies with the wall thickness of the tubes.



KEE SAFETY SINGAPORE PTE LTD
 38 Ang Mo Kio Industrial Park 2
 #01-03, Singapore 569511

Tel: (+65) 6385 4166

Email: sgsales@keesafety.com
 keesafety.sg

