






RELIABLE SAFE ACCESS

# Self Closing Safety Gates



- SPRING LOADED TO AUTOMATICALLY CLOSE BEHIND THE USER
- EASY TO ASSEMBLE, CAN BE CUT TO SIZE
- CONSTRUCTED FROM GALVANISED, CORROSION RESISTANT COMPONENTS
- COMPLIANT WITH LOCAL AND INTERNATIONAL STANDARDS

# Self Closing Safety Gates



**KEE GATE** self closing safety gates are ideal for protecting access and egress on rooftops and in industrial environments. The gates have been designed to easily fit to new or existing structures wherever a gate is required.

Each safety gate is spring loaded so it automatically closes behind the user. This overcomes the potential for human error that is often associated with traditional forms of protection such as chains or bars where incorrect usage can lead to the creation of a hazardous void.

## Compliance

**KEE GATE** safety gates are compliant with EN 14122 and OSHA standards. The gates are also CE marked for assured and safe operation.

## Material

The gates are made from galvanised steel and can be supplied powder coated in RAL 1021 (Rape Seed Yellow) for extra visibility.

## Easy Installation

**KEE GATE** self closing gates can be easily installed on new and existing systems and do not require exact measurements before purchasing. The gates can be cut down to size on-site during install, to fit the required opening.

## Features and Benefits

- Spring loaded to automatically close behind the user
- Standard 1m wide gate can be cut to size
- Requires no welding on site
- Reversible, hinges can be on the left or right hand side of an opening
- Can be retro-fitted to existing structures
- Can fit different surfaces (round or square)
- Hot dip galvanised or powder coated in safety yellow
- Can withstand loads up to 225Kg
- Life cycle tested for 50,000 openings for assured durability
- Salt spray tested for corrosion resistance (672 hours) to allow continuous operation even in corrosive environments
- Industry compliant



# Self Closing Safety Gates Installation Guide

Ease of installation has played a major factor in the **KEE GATE** design. Below is a simple installation guide.



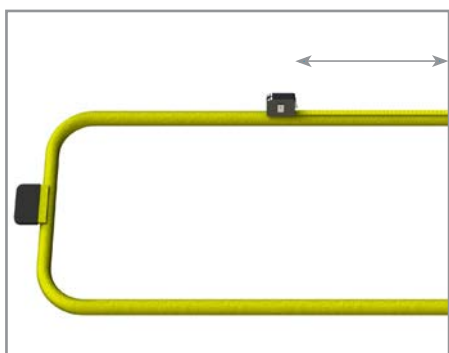
**1.** Open up gate assembly and fit U bolts, washers and nuts. Align fixing plate, ensuring top rail of gate is level with guardrail.



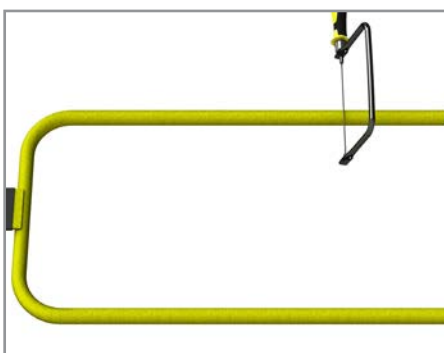
**2.** Tighten to 25Nm.



**3.** Measure distance from edge of gate to guardrail upright, and record distance to cut.



**4.** Remove tubular gate from hinge assembly, by releasing grub screws. Mark recorded distance to cut from open end of gate.



**5.** Cut through top and bottom of the gate.




**6.** Replace tubular gate, and tighten grub screws to 39 Nm.



**7.** Adjust tension of hinge so gate closes fully, and tighten locking nut.



**8.** Mount clamps on lower part of gate.


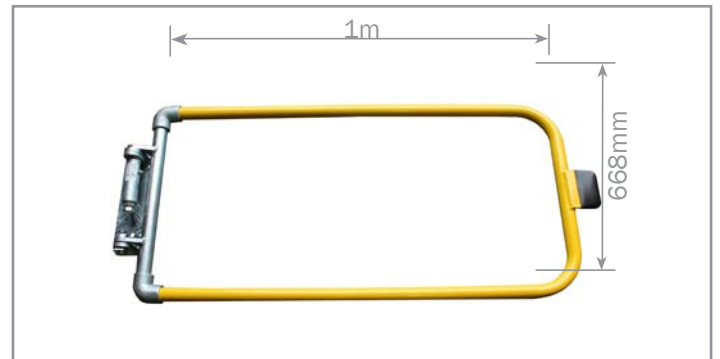


**9.** Ensure that the door can be completely closed after opening.

# Self Closing Safety Gates

**KEE GATE** Self Closing Gates provide protection for indoor and outdoor industrial applications including any openings, ladders, stairs, rooftop hatches and controlled areas, where regular access for workers is needed.

Kee Safety's self closing safety gates are quick and easy to assemble. Our gates have been independently tested and comply with international standards.



**KEE SAFETY SYSTEMS AND SERVICES  
PRIVATE LIMITED**  
Kogilu Layout  
Bellahalli Main Road Yelahanka PO  
Bangalore - 560 064  
Karnataka - India

Tel: +91 8454 878180

Email: [indiasales@keesafety.com](mailto:indiasales@keesafety.com)

Website: [www.keesafety.in](http://www.keesafety.in)