



SAFETY AT THE HIGHEST LEVEL

KeeMark Operation & Maintenance Manual



KeeMark Overview



INTRODUCTION

The Kee®Mark demarcation system has been designed to provide a high visibility controlled access zone system.

This non-fall arrest product has been introduced to satisfy OSHA requirements and criteria for fall protection in construction workplaces covered under 29 CFR part 1926.

VERSATILE SYSTEM

The Kee®Mark Demarcation System is compact, portable, easily assembled and features a unique post design which prevents the plastic coated stainless steel cable from becoming detached during adverse weather conditions. Kee®Mark's base foot is formed from recycled rubber and weighs 60lb which supports the system.

Kee®Mark is further enhanced by a high visibility plastic coated stainless steel cable with flags at 5' centres which are continually linked between the support posts set up to 20' apart.

CONTROLLED ACCESS ZONES CRITERIA

Controlled access zones, when created to limit entrance to areas where leading edge work and other operations are taking place, must be defined by a control line that restricts access. Control lines and supporting stanchions, must be:

- Flagged or otherwise clearly marked at not more than 6-foot (1.8 meters) intervals with high-visibility material;
- Rigged and supported in such a way that the lowest point (including sag) is not less than 34 inches (0.86 meter) from the walking/working surface and the highest point is not more than 39 inches (1 meters);
- Constructed with a cable having a minimal tensile strength of 500 pounds (2.228 kN).
- Capable of resisting, without tipping over, 16 pounds (0.07 kN).
- Control lines also must be connected on each side to a guardrail system or wall.

When control lines are used, they shall be erected not less than 6 feet (1.8 meters) nor more than 25 feet (7.6 meters) from the unprotected or leading edge, except when precast concrete members are being erected. In the latter case, the control line is to be erected not less than 6 feet (1.8 meters) nor more than 60 feet (18 meters) or half the length of the member being erected, whichever is less, from the leading edge. Controlled access zones when used to determine access to areas are to be defined by a control line erected not less than 10 feet (3 meters) nor more than 15 feet (4.6 meters) from the working edge. Additional control lines must be erected at each end to enclose the controlled access zone.

The system can equally be used at ground level for alternative types of demarcation such as machinery demarcation, cordoning off material storage and equipment areas and prohibiting people from restricted areas.



KeeMarc Components - North America



Kee Mark Standard Kit - KMWL20

The Standard 20' consists of the following components:-

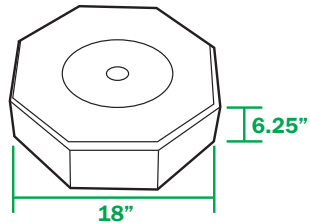
- | Qty | Description |
|-----|---|
| 2 | KM Base 180 recycled rubber base weighing 60 lbs |
| 2 | 39" (1m) uprights 1.25" (42.4mm) schedule 40 galvanized pipe |
| 2 | M50-7 1.25" (42.4mm) Male Single Swivel Socket Member, galvanized |
| 2 | 75-7 1.25" (42.4mm) Collar, galvanized |
| 2 | 133c plugs |
| 20 | 0.125" (3.12mm) SS yellow coated cable |
| 2 | 0.25" (6.35mm) SS Shackles |
| 3 | 18"x18"x18" (457mm x 457mm x 457mm Safety Flag Orange |
| 2 | 0.18" (4.76mm) Alum. Sleeve |

Kee Mark Extension Kit - KMWL20E

The 20' Extension Kit consists of the following components:-

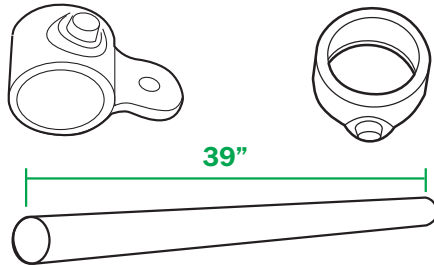

- | Qty | Description |
|-----|---|
| 1 | KM Base 180 recycled rubber base weighing 60 lbs |
| 1 | 39" uprights 1.25" schedule 40 galvanized pipe |
| 1 | M51-7 1.25" (42.4mm) Male Double Swivel Socket Member, galvanized |
| 1 | 75-7 1.25" (42.4mm) Collar, galvanized |
| 1 | 133c plugs |
| 20 | 0.125" (3.12mm) SS yellow coated cable |
| 2 | 0.25" (6.35mm) SS Shackles |
| 3 | 18"x18"x18" (457mm x 457mm x 457mm) Safety Flag Orange |
| 2 | 0.18" (4.76mm) Alum. Sleeve |





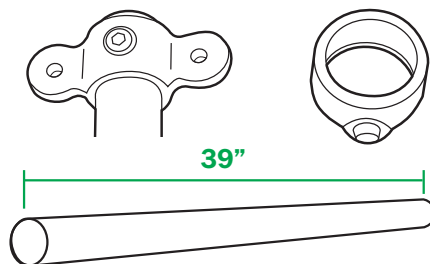

BASE FOR KMU1- KMB

The base foot is formed from Recycled Rubber and provides support for the Demarcation System. Material: Recycled Rubber. Component weight: 60lb.



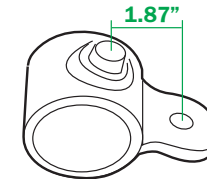
UPRIGHT 1

The upright comes complete with a 74-7 collar that is fitted to the underside of the KM Base 180. This prevents the upright from being pulled through the KM Base 180 as well as preventing the upright coming into contact with the roof membrane. The upright also has a M50-7 located at the top of the tube for attachment of the plastic coated stainless steel cable. A 133c plastic plug is inserted into the top of the upright. Material: Malleable cast iron to ASTM A47-77-32510 and galvanised to ASTM 153. Component weight: 7lb 12 oz.



UPRIGHT 2

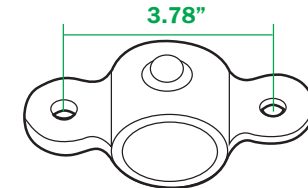
The upright comes complete with a 74-7 collar that is fitted to the underside of the KM Base 180. This prevents the upright from being pulled through the KM Base 180 as well as preventing the upright coming into contact with the roof membrane. The upright also has a M51-7 located at the top of the tube for attachment of the plastic coated stainless steel cable. A 133c plastic plug is inserted into the top of the upright. Material: Malleable cast iron to ASTM A47-77-32510 and galvanised to ASTM 153. Component weight: 7lb 15oz.



MALE SINGLE SWIVEL SOCKET MEMBER - M50

This component is inserted on the top of the upright and provides the starting point and support for the yellow plastic coated stainless steel cable and safety flags.

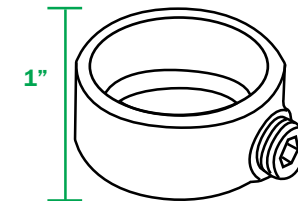
Material : Malleable cast iron to ASTM A47-77-32510 and galvanised to ASTM 153. Net weight: 12oz



MALE DOUBLE SWIVEL SOCKET MEMBER - M51

This component is inserted on the top of the intermediate uprights and provides the continued support for the yellow plastic coated stainless steel cable and safety flags.

Material : Malleable cast iron to ASTM A47-77-32510 and galvanised to ASTM 153. Net weight: 1lb



COLLAR - 75-8

Once the Vertical Support Leg is inserted into the Recycled PVC Base Foot. Slide the collar on to the bottom of the upright and tightened to secure.

Material : Malleable cast iron to ASTM A47-77-32510 and galvanised to ASTM 153. Net weight : 7oz



PLASTIC COATED STAINLESS STEEL CABLE C/W FLAGS - KMC

A 20' long 1/8" yellow plastic coated stainless steel cable. The termination at each end of the cable utilises a 1/4" Stainless Steel Shackle crimping the cable back on itself with an aluminium sleeve. The safety flags are 18" x 18" bright orange and constructed from a heavy grade mesh material. The flags are pinned in position at 5' centres. Material: Stainless Steel Cable 316. Safety Flags Supplied in 20' long rolls. Component weight 0.5 oz/ft.

KeeMark Recertification

- Periodic inspections by a competent person are recommended by the manufacturer. The frequency will depend upon the environment, location and usage but should be at least every 12 months.
- Walk & visually inspect the complete system installation in relation to the client's needs. Establish if any modifications or additional products are required to reflect any refurbishment or additional plant and equipment that have been installed and require access.
- Check installation configuration is complete as per the original installation drawing/plan.
- Ensure the system has not been modified or tampered with by unauthorised persons.
- Check the general height of the system including the leg centres, do not exceed 10'.
- Any galvanised components showing signs of corrosion, wire brush thoroughly and apply galvanising spray / paint as appropriate. If rusted significantly take digital photographs and include in the inspection report.
- Where applicable check fixings to walls or structures.



Scan this QR Code to find out more about Kee Safety products.



Kee Safety Limited
Cradley Business Park
Overend Road, Cradley Heath
West Midlands B64 7DW

Phone: +44 (0) 1384 632 188
Fax: +44 (0) 1384 632 192
sales@keesafety.com
www.keesafety.co.uk