



SAFETY AT THE HIGHEST LEVEL

Kee Track® Operation & Maintenance Manual



CONTENTS

1. Overview	Page 3
2. Prior to Use	Page 4
3. Limitations	Page 5
4. Operating Procedure	Page 6
5. Inspection	Page 10



MUST BE READ & UNDERSTOOD PRIOR TO USE



1. OVERVIEW

The Kee Track® Fall Protection System (Kee Track®) is a rigid rail overhead track system. It offers the safety of short fall arrest distances with the ease, economy and flexibility of modular installation.

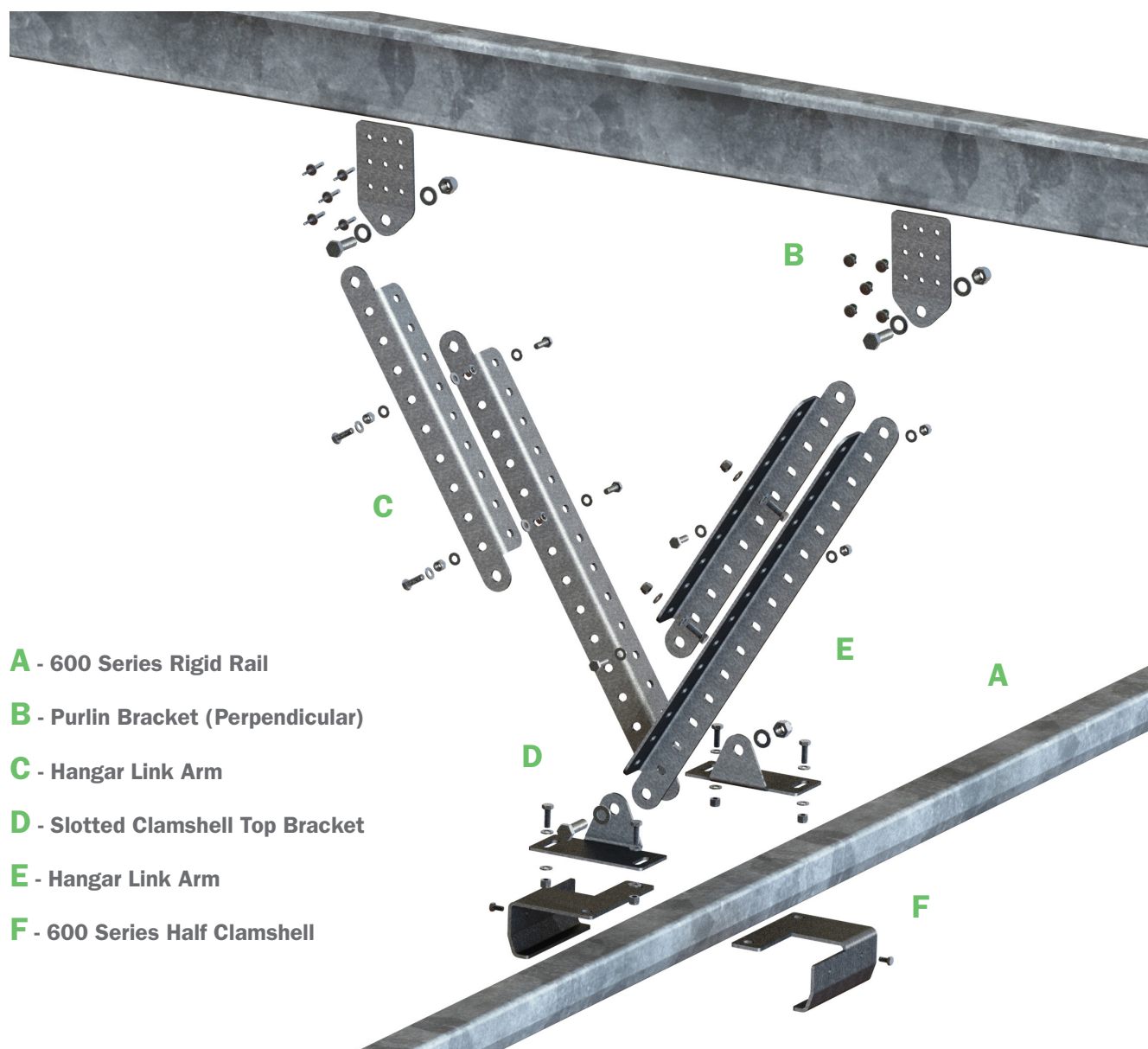
It is particularly effective when users work at short free fall distances, such as carrying out operations on trains, trucks and aircraft with low ground clearances. Additionally, the lightweight trolley with sealed bearings allows complete hands-free movement throughout the system.

One of the main advantages of Kee Track is the unique range of mounting options. The system can be made secure to internal roof structures such as beams, trusses, and concrete. Where necessary, bespoke connectors can be supplied.

For primary and secondary steelwork: Kee Track works with the columns, rafters and bracing of primary steelwork, and the purlins of secondary steelwork.

Parallel or perpendicular: Up and down or side to side? Or both? Whichever way you organise your facility, the flexible mounting options ensure Kee Track is optimised to work the way you do.

No limits: Whatever the length and breadth of your roof, Kee Track can cover it. The only restriction is that the system is configured in straight lines.



- A - 600 Series Rigid Rail**
- B - Purlin Bracket (Perpendicular)**
- C - Hangar Link Arm**
- D - Slotted Clamshell Top Bracket**
- E - Hangar Link Arm**
- F - 600 Series Half Clamshell**

2. PRIOR TO USE

Prior to use, ensure all operating procedures have been read and understood.

1. The users of Kee Track shall be authorised and competent in its safe use and in the use of all attached components.
2. Kee Track must be used only in conjunction with compatible personal protective equipment and in accordance with regulations in force in the location of use and these instructions. Where regulations conflict with these instructions use the most stringent requirement and contact Kee Safety for clarification. A risk assessment with a safe work method procedure must be completed and approved by management prior to work commencing.
3. This system requires periodic inspection and maintenance by a qualified height safety inspector. The system **MUST NOT** be used if the service date is overdue.
4. Before working at a height commences and at regular intervals thereafter for the duration of the job, a task assessment should be made and a risk assessment produced.
5. Authorisation to enter any risk area must be obtained from the work place manager prior to accessing.
6. The Kee Track system shall be used with PPE that includes a means of dissipating energy that limits the maximum impact force to 6 kN, and that is certified to one or more of the following:
 - EN 360 - Self retractable type fall arresters (> prEN 360:2016)
 - EN 355 - Personal protective equipment against falls from a height – Energy absorbers
 - ANSI Z359.14-2014 - Safety Requirements for Self-Retracting Devices for Personal Fall Arrest And Rescue Systems
 - ANSI Z359.13-2013 - Personal Energy Absorbers and Energy Absorbing Lanyards

- CSA Z259.2.2-17 - Self-Retracting Devices
 - CSA Z259.11-17- Personal energy absorbers and lanyards
7. Visually inspect the system for damage prior to use. Kee Track must not be used if there is any deterioration or deformation of any components or structure to which the system is attached.
 8. If the safety system is damaged or has arrested a fall, discontinue use until it has been fully inspected and recertified by a competent height safety equipment inspector.
 9. Ensure all fixings, fittings and components are securely attached. Any tightening, adjustment or replacement of components must be carried out by a competent height safety inspector.
 10. All applicable Standards, OHS Acts & Regulations, and Codes of Practice & Guidelines must be read and obeyed when using this safety system.
 11. This user manual does not in any way, replace the need for completion of a recognised height safety training course by a Registered Training Organisation (RTO).

DANGER TO LIFE! 

It is imperative that you follow these safety instructions to avoid endangering your life and safety.



3. LIMITATIONS

1. Kee Track is suitable for up to 4 users subject to its configuration and site conditions.
2. The 600 Series trolley is for single person use only. Each additional user shall have their own 600 Series trolley.
3. Operators of this system must be connected via a lanyard or retractable lanyard which will limit free fall to less than 600mm / 2'.
4. Keep the lanyard angle to 30 degrees or less from vertical. Excessive offset beyond 30 degrees may cause PPE to malfunction or cause severe pendulum resulting in injury or death.
5. When Kee Track is set up to be used as a fall arrest system, the retractable lanyard needs to be positioned at least 600mm / 2' above the operator's head to ensure correct fall arrest action of the system.
6. Do not tamper with system components.
7. This system is not to be used for tethering or lifting machinery or equipment.
8. The safety system must be recertified by a competent height safety inspector as recommended:
 - Non corrosive/mild environment – 12 monthly
 - Corrosive/harsh environment – 6 monthly (more frequent inspection may be required).



4. OPERATING PROCEDURE

DANGER TO LIFE! ⚠️

It is imperative that you follow these safety instructions to avoid endangering your life and safety.

Step 1


Ensure a full body harness, with rear dorsal attachment ring, is used and once fitted that all straps are properly adjusted to ensure supportive but comfortable fit.

Full body harness gear must be certified to EN 361 / ANSI Z359.11-2014 / CSA Z259.10-2018.

Ensure system (harness and rail) serviceability dates are current.

Step 2

Should the fall arrest device (retractable lanyard) be out of reach, use a reach pole with a hook at one end to retrieve the snap hook.



Step 3

Before attaching the lanyard, inspect the system tag to ensure the pass inspection is current. Do not connect to the system if any other condition is noted.




Step 4

Attach the lanyard snap hook to the rear dorsal attachment ring of the harness.




Step 5

Before moving into the fall zone check that the trolley runs freely in the rail section.



Step 6

Check that the connecting components to the Kee Track are operational according to their manufacturers instructions.



Step 7

Make sure all the attachment hardware is correctly and securely attached, prior to moving into the fall zone.

**Step 8**

Keep the lanyard angle to 30 degrees or less from vertical. Excessive offset beyond 30 degrees may cause PPE to malfunction or cause severe pendulum resulting in injury or death.



5. INSPECTION

It is required that a record be kept for each Kee Track System. The record should contain headings for and spaces to allow entry of at least the details shown below:

Periodic inspections by a competent person are recommended by the manufacturer. In UK/ Europe these are required under:

- a) Workplace (Health, Safety & Welfare) Regulations – Regulation 5
- b) The Work at Height Regulations 2005 (Regulation 12)
- c) BS EN 365 Personal protective equipment against falls from a height — General requirements for instructions for use, maintenance, periodic examination, repair, marking and packaging
- d) BS 7883 2019 Personal fall protection equipment - Type D Anchor systems - System design installation and inspection - code of practice

The frequency will depend upon the environment, location and usage but should be at least every 12 months:

- Signage/labelling is present, legible, and positioned at all access/egress locations;
- Structural connections are in accordance with the manufacturer's recommendation and PFPS design;
- Support bracket/hanger centres (span) do not exceed the manufacturers recommendation;
- Set screws/bolts are present and torque set as per manufacturers recommendations;
- Component integrity and inspect for signs of missing components;
- Track joiners are correctly positioned centrally (x3 set screws per track section);
- Shuttle/traveller (one per user) runs freely along the track;
- Remove shuttle/traveller from fall protection system and inspect the condition and functionality, including:

- a) Rollers
- b) Circlip & pin
- c) Stress fractures and cracks
- d) Bending and deformation
- e) General corrosion

- Clean shuttle/traveller as recommended by manufacturer
- Clean interface between track and shuttle/traveller as appropriate (e.g. dusty environments)
- End stops are present and incorporate nylon bushing
- Corrosion - inspection of all components
- Components for any signs of damage/splitting/cracking
- Track does not cantilever more than 500mm / 1'8" beyond the extremity hangers/brackets
- Overlapping hanger arms shall incorporate x2 bolt sets at each overlap extremity (x4 bolt sets in total)
- Overlapping horizontal braces shall incorporate x2 bolt sets at the central overlap
- Update signage/labelling to reflect PFPS status and next inspection due date

Equipment record example

Name: Kee Track® Model 1/1	Type: Rigid Anchor Line (Track) to:
Name & Address of Authorised Agent Kee Safety Ltd Cradley Business Park Overend Road Cradley Heath B64 7DW	System Ref/Number ***** Year of manufacture ***** Purchase date ***** Inspection date prior to first use *****
Other compatible components to be used	Other Compatible components to be used
EN 361 - Full body harnesses	OSHA 1926.502 (d)(18) - Full body harnesses ANSI Z359.11-2014 - Safety Requirements for Full Body Harnesses CSA Z259.10-2018 - Full Body Harnesses
EN 360 - Self retractable type fall arresters	OSHA 1926.502 (d)(12) - Self retractable type fall arresters
	ANSI Z359.14-2014 - Safety Requirements For Self-Retracting Devices For Personal Fall Arrest And Rescue Systems
	Z259.2.2-17 - Self-Retracting Devices
Record of use	Record of use





Kee Safety Singapore Pte Ltd

38 Ang Mo Kio Industrial Park 2
#01-03, Singapore 569511

Tel: +971 4 885 9066

Email: sgsales@keesafety.com

Web: www.keesafety.sg

KEE TRACK is a registered trademark of Kee Safety Limited. Whilst every effort has been made to ensure the accuracy of the information contained in this brochure Kee Safety Group Ltd and/or its subsidiaries cannot be held responsible for any errors or omissions. Kee Safety Group Ltd, it's affiliates and subsidiaries reserve the right to alter or withdraw products without prior notice. Kee Safety Group Ltd and/or its subsidiaries accepts no responsibility for any loss or damage arising from improper use of their products.
©2021 Kee Safety Limited Ltd. All Rights Reserved.